

Bratton Report

June 2009

COMPILED BY JEREMY COWAN

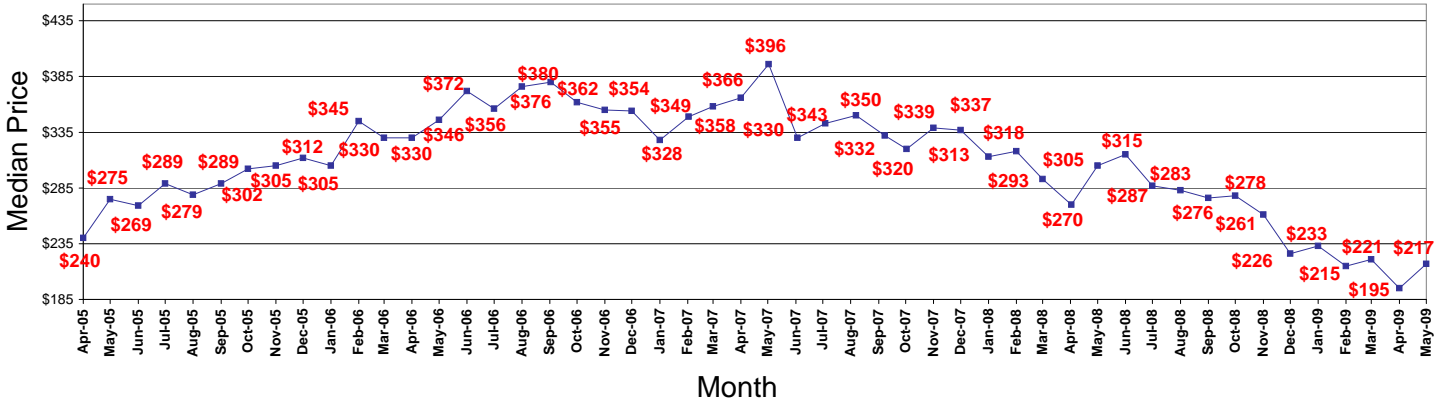
Information obtained from the
MLS of Central Oregon
with permission from COAR

BRATTON REPORT 6/10/09

© Central Oregon Association of Realtors. All Rights Reserved. For the exclusive use of COAR members and their designated clients only.

1 Bend area SFR - Median Price in THOUSANDS

Note: Median is the midpoint with half above and half below.

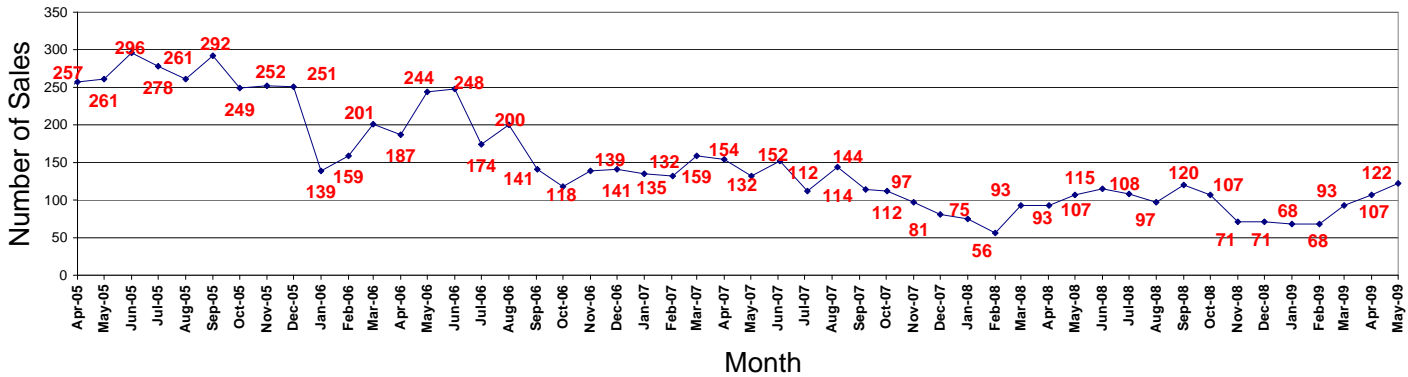


From MLS for Bend area. Single family residential, not including condos, townhomes, manufactured homes and acreage. Data subject to change.

2 Bend area SFR - Number of Sales

Total sold 12 months prior to report date = 1155 - Total currently listed = 1117

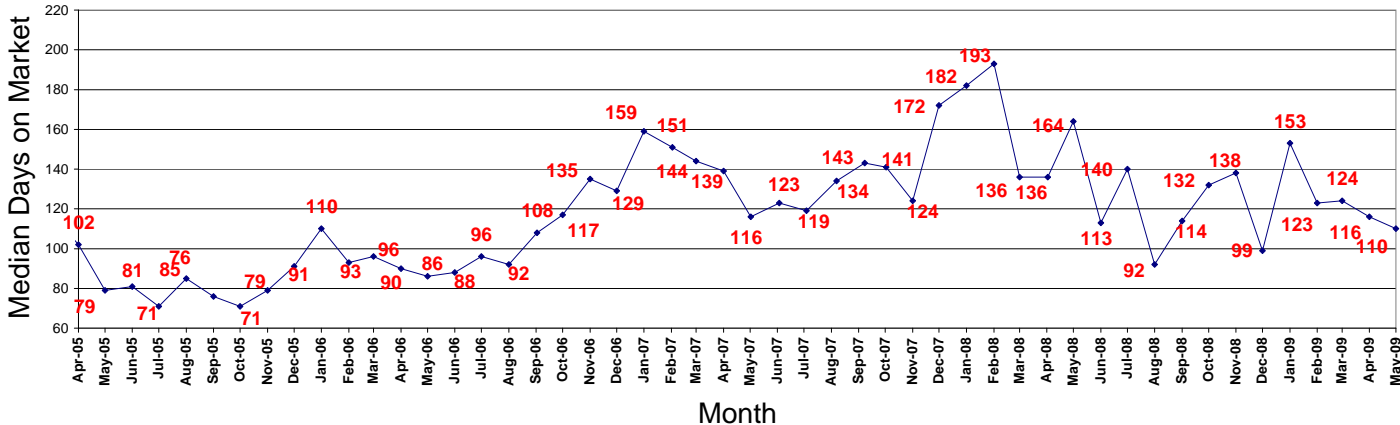
Inventory* as of report date = 12 Months



From MLS for Bend area. Single family residential, not including condos, townhomes, manufactured homes and acreage. Data subject to change.

*Inventory = Current listings divided by prior 12 months' sales, rounded to the nearest whole month.

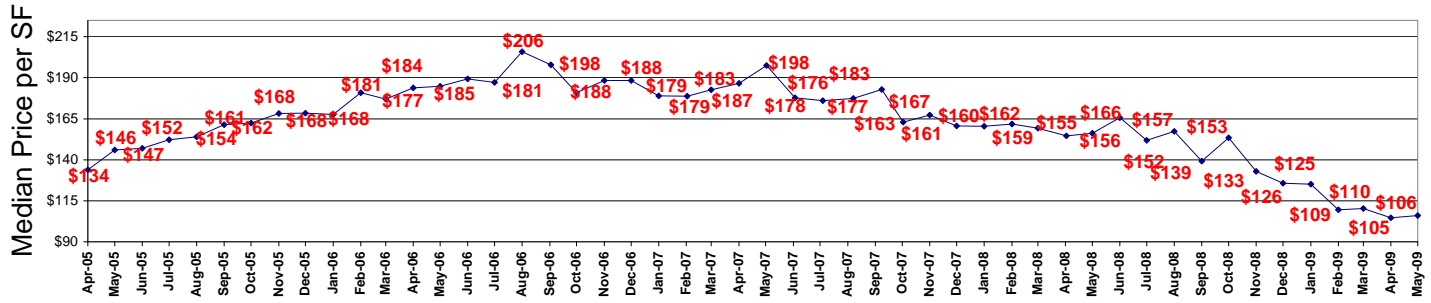
3 Bend area SFR - Days on Market for Sold Properties



From MLS for Bend area. Single family residential, not including condos, townhomes, manufactured homes and acreage. Data subject to change.

4

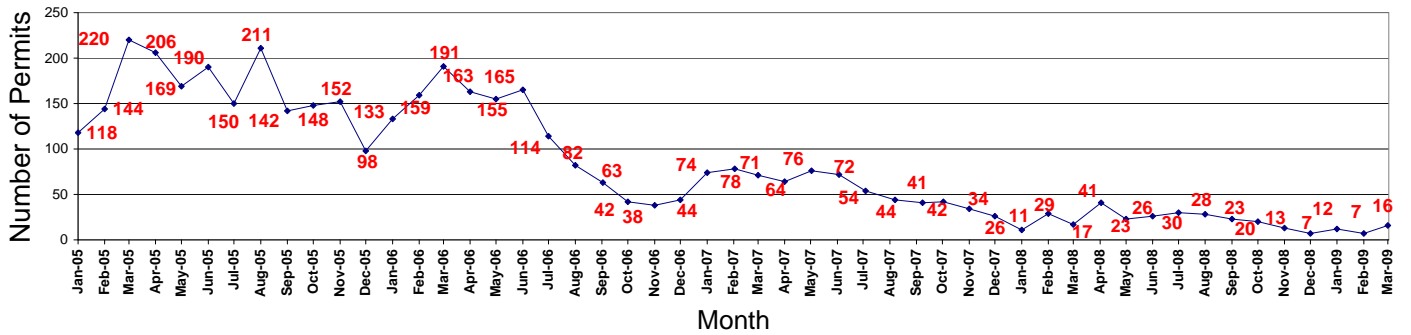
Bend area SFR - Median Sales Price per SF



From MLS for Bend area. Single family residential, not including condos, townhomes, manufactured homes and acreage. Data subject to change.

5

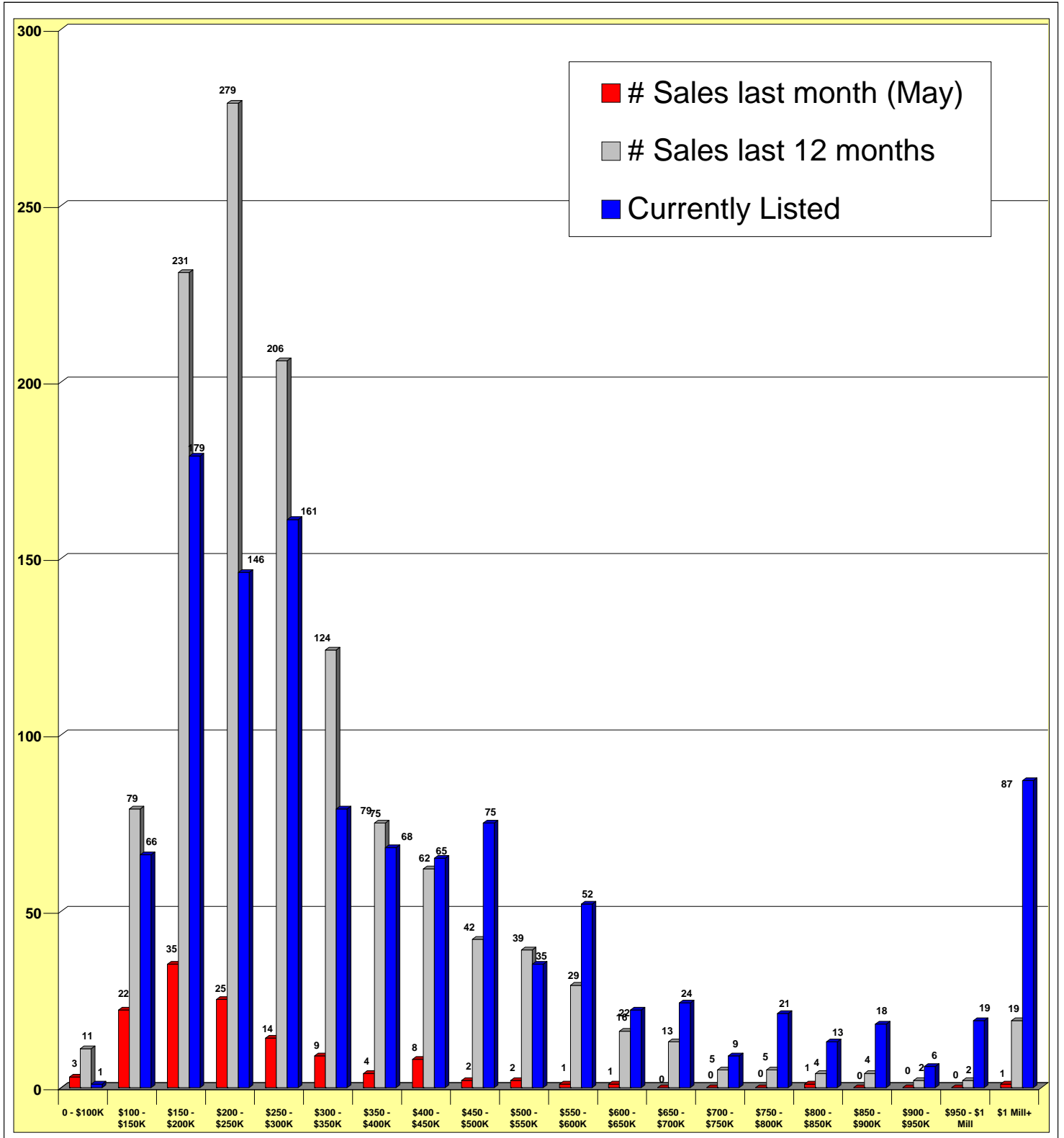
Bend area SFR - Building Permits



NEW SINGLE FAMILY DETACHED. Not Including single family attached, multifamily or mobile homes

6

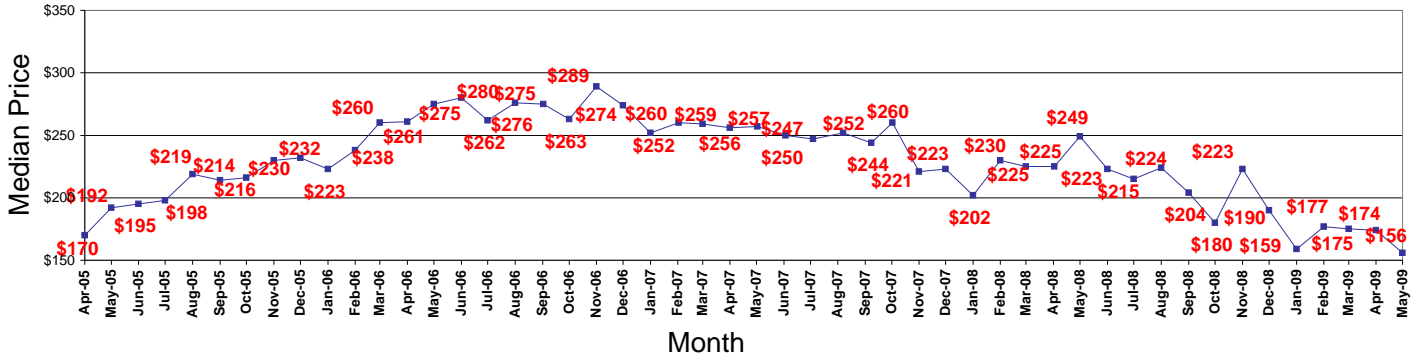
Bend area SFR: # Sales vs. Current Listings



From MLS for Bend area. Single family residential, not including condos, townhomes, manufactured homes and acreage. Data subject to change.

7 Redmond area SFR - Median Price in THOUSANDS

Note: Median is the midpoint with half above and half below.

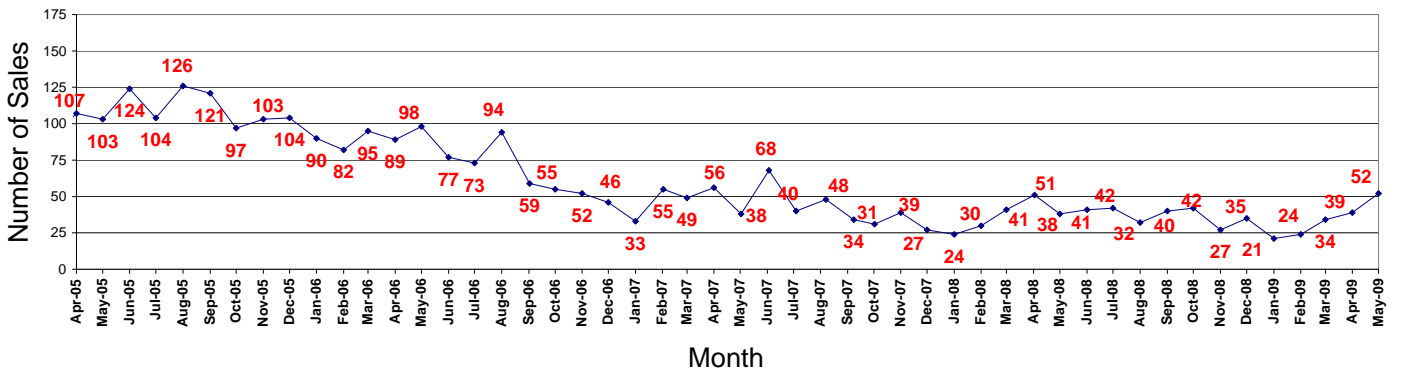


From MLS for Redmond area. Single family residential, not including condos, townhomes, manufactured homes and acreage. Data subject to change.

8 Redmond area SFR - Number of Sales

Total sold during 12 months prior to report date = 433 - Total currently listed = 471

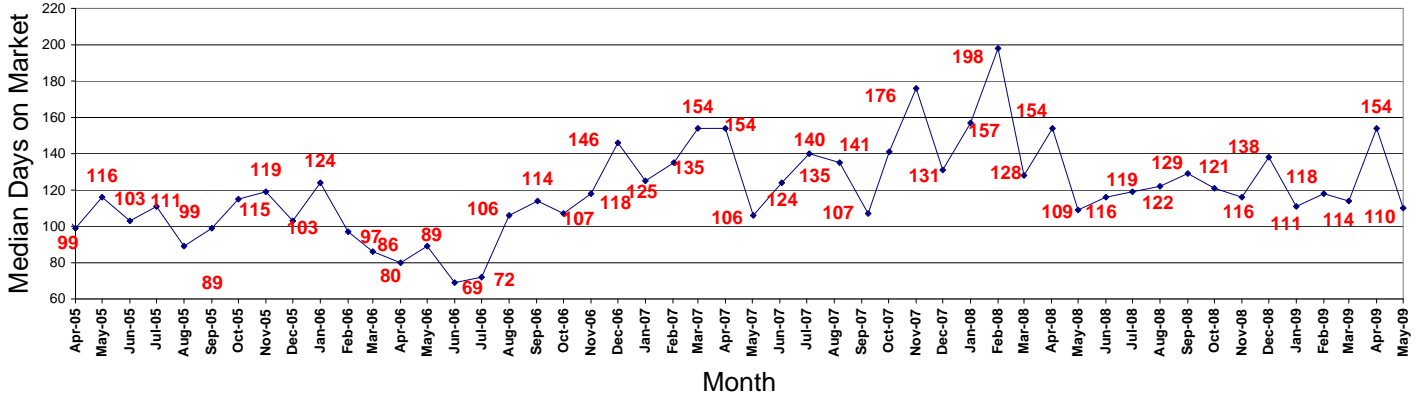
Inventory* as of report date = 13 Months



From MLS for Redmond area. Single family residential, not including condos, townhomes, manufactured homes and acreage. Data subject to change.

*Inventory = Current listings divided by prior 12 months' sales, rounded to the nearest whole month.

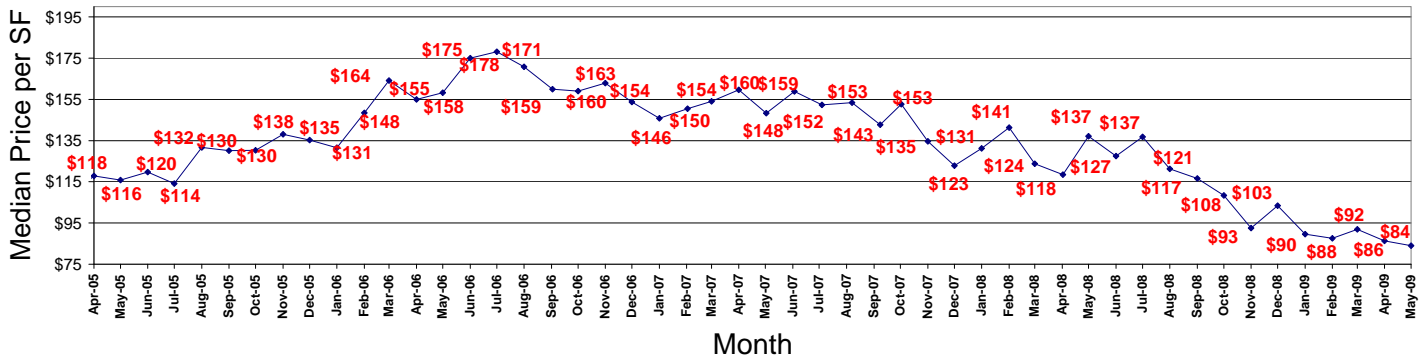
9 Redmond area SFR - Days on Market for Sold Properties



From MLS for Redmond area. Single family residential, not including condos, townhomes, manufactured homes and acreage. Data subject to change.

10

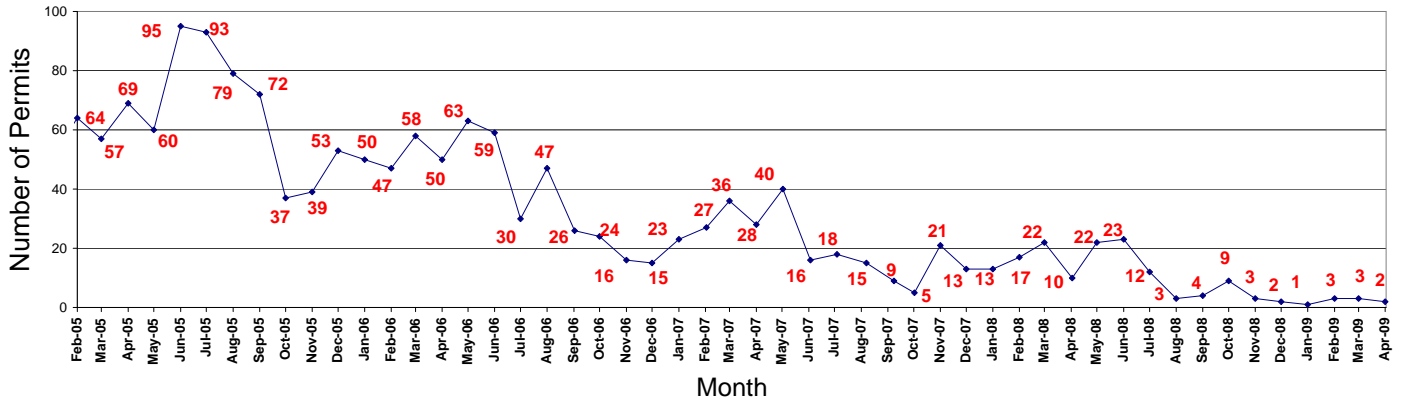
Redmond area SFR - Median Sales Price per SF



From MLS for Redmond area. Single family residential, not including condos, townhomes, manufactured homes and acreage. Data subject to change.

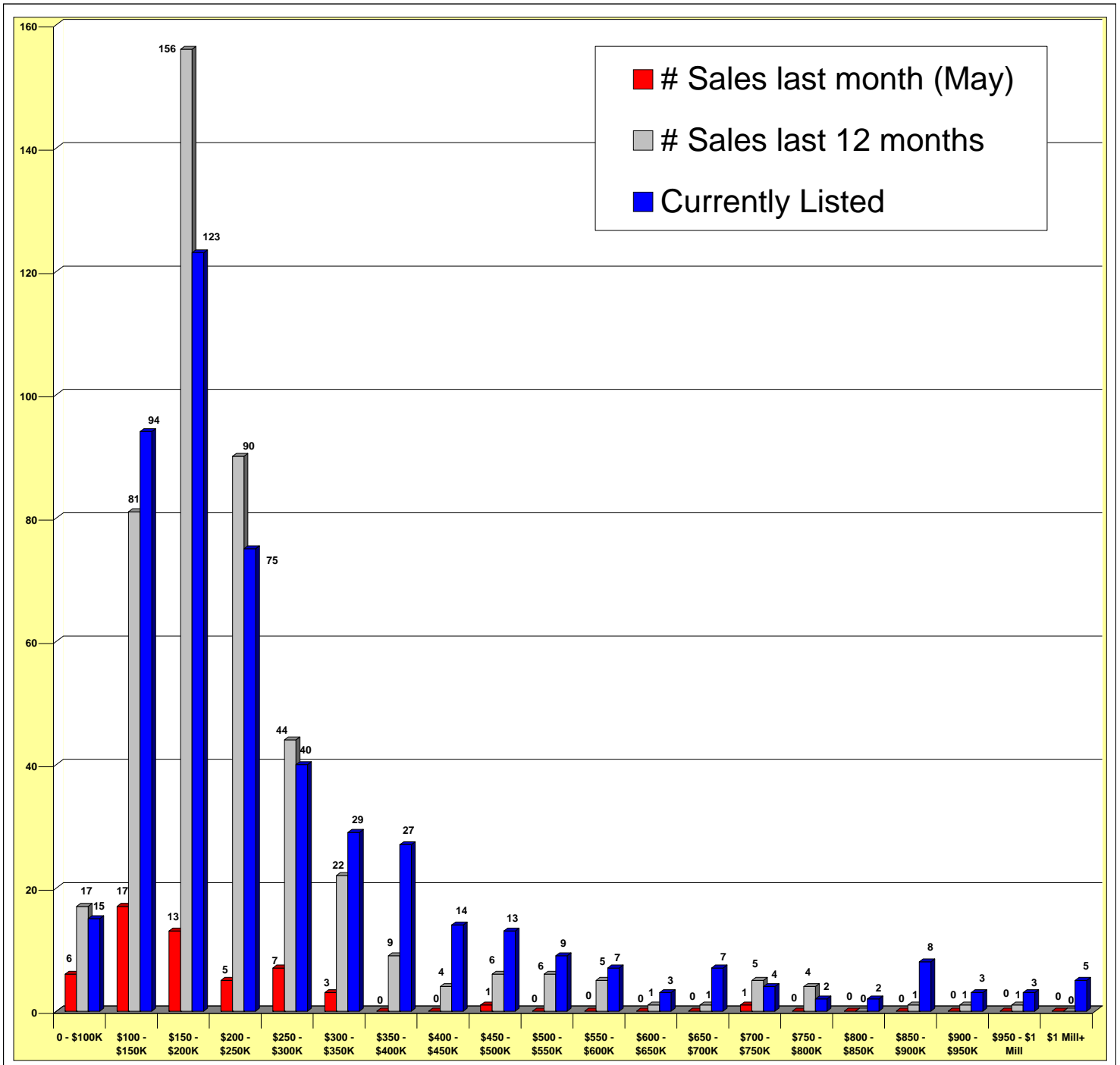
11

Redmond area SFR - Building Permits



NEW SINGLE FAMILY DWELLINGS. Not Including single family attached, multifamily or mobile homes

Redmond area SFR: # Sales vs. Current Listings



From MLS for Redmond area. Single family residential, not including condos, townhomes, manufactured homes and acreage. Data subject to change.

Smaller Market Monthly Report for May 2009

The following graphs, #13 - #27, cover smaller market areas and therefore the graphs use quarterly figures.
However, the numbers on this page represent the most recent month's sales data for these areas

SISTERS

Median Price SFR in Thousands = \$295
Number of SFR Sales = 2
Days on Market for Sold SFR = 99
Current Inventory* = 25 Months

SUNRIVER

Median Price SFR in Thousands = \$343
Number of SFR Sales = 4
Days on Market for Sold SFR = 78
Current Inventory* = 36 Months

LaPINE

Median Price SFR in Thousands = \$135
Number of SFR Sales = 7
Days on Market for Sold SFR = 94
Current Inventory* = 15 Months

JEFFERSON COUNTY & CRR

Median Price SFR in Thousands = \$95
Number of SFR Sales = 13
Days on Market for Sold SFR = 76
Current Inventory* = 15 Months

CROOK COUNTY

Median Price SFR in Thousands = \$115
Number of SFR Sales = 15
Days on Market for Sold SFR = 102
Current Inventory* = 22 Months

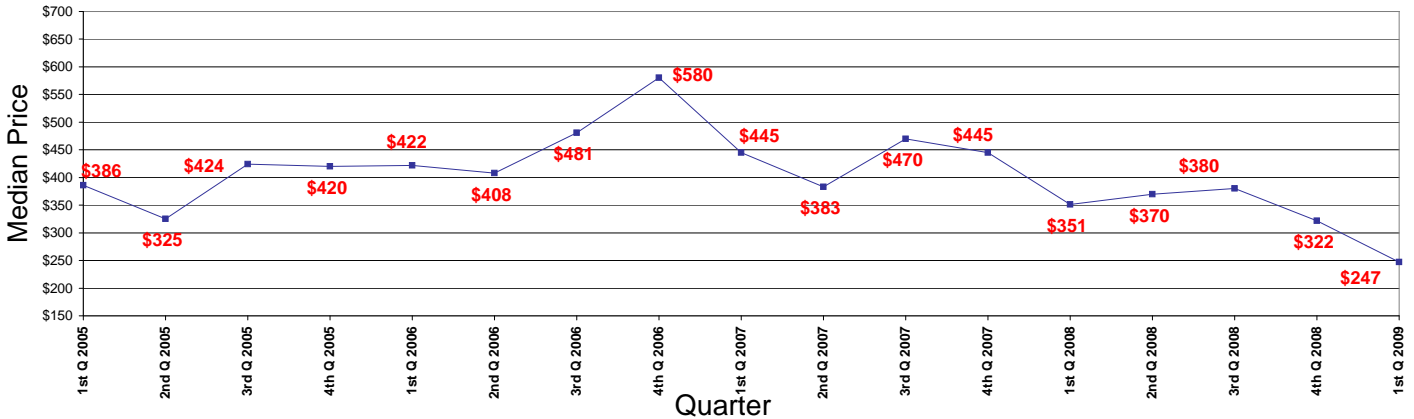
From MLS system. Single family residential, not including condos, townhomes, manufactured homes and acreage. Data subject to change.

*Inventory = Current listings divided by prior 12 months' sales, rounded to the nearest whole month.

13

Sisters area SFR - Median Price in THOUSANDS

Note: Median is the midpoint with half above and half below.



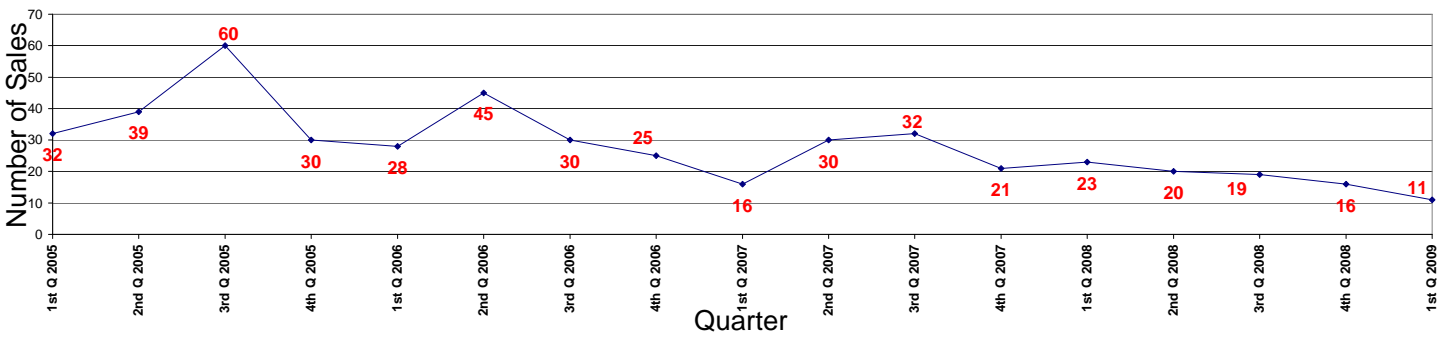
From MLS for Sisters area. Single family residential, not including condos, townhomes, manufactured homes and acreage. Data subject to change.

NOTE: Some changes in median price in the above graph may be due to the small number of data points instead of actual market changes.

14

Sisters area SFR - Number of Sales

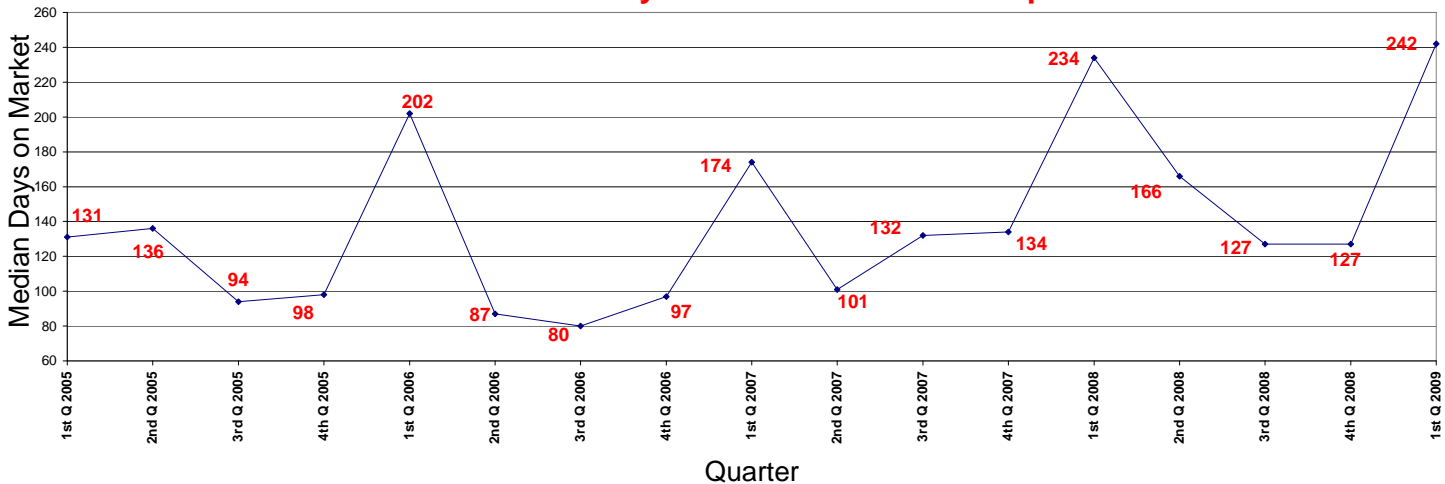
Total sold during 12 months prior to report date = 58 - Total currently listed = 122



From MLS for Sisters area. Single family residential, not including condos, townhomes, manufactured homes and acreage. Data subject to change.

15

Sisters area SFR - Days on Market for Sold Properties

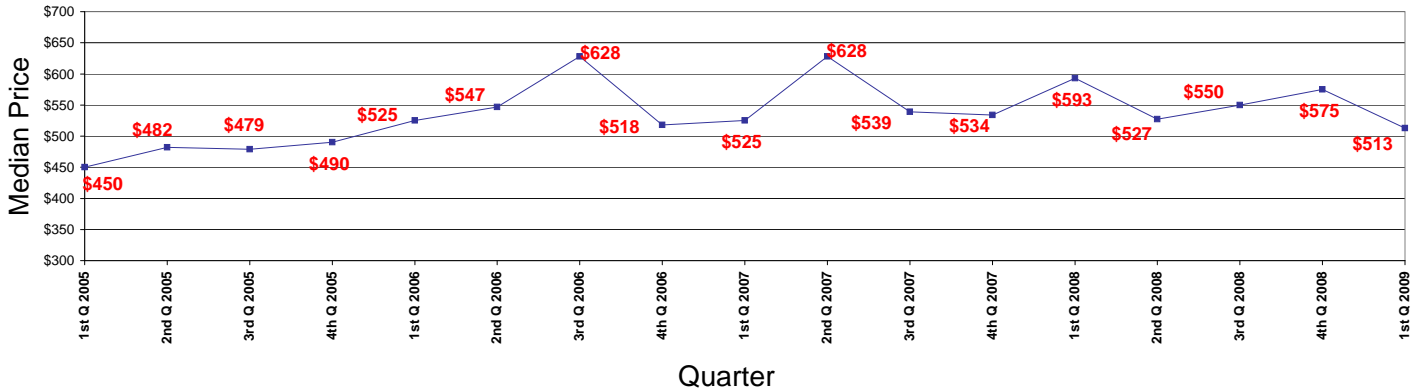


From MLS for Sisters area. Single family residential, not including condos, townhomes, manufactured homes and acreage. Data subject to change.

16

Sunriver area SFR - Median Price in THOUSANDS

Note: Median is the midpoint with half above and half below.



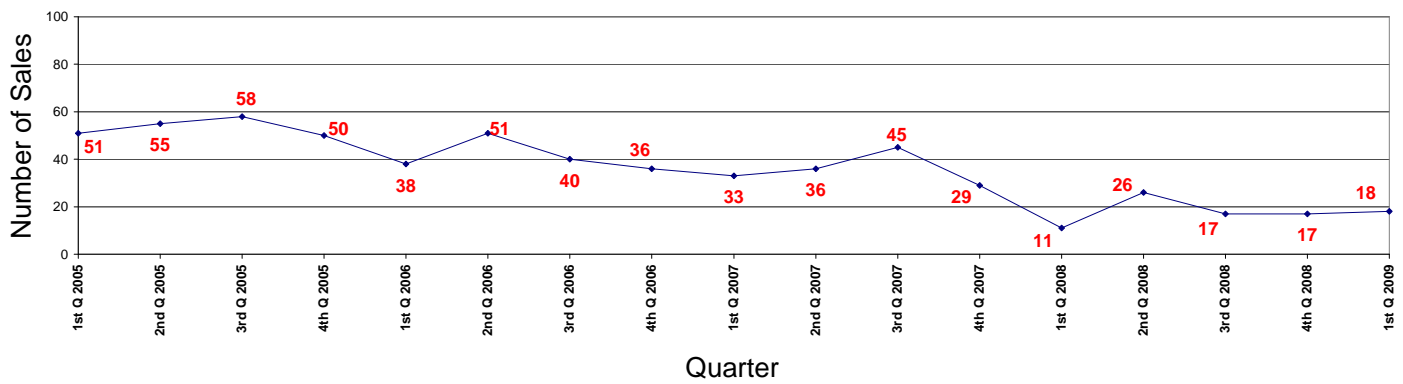
From MLS for Sunriver area. Single family residential, not including condos, townhomes, manufactured homes and acreage. Data subject to change.

NOTE: Some changes in median price in the above graph may be due to the small number of data points instead of actual market changes.

17

Sunriver area SFR - Number of Sales

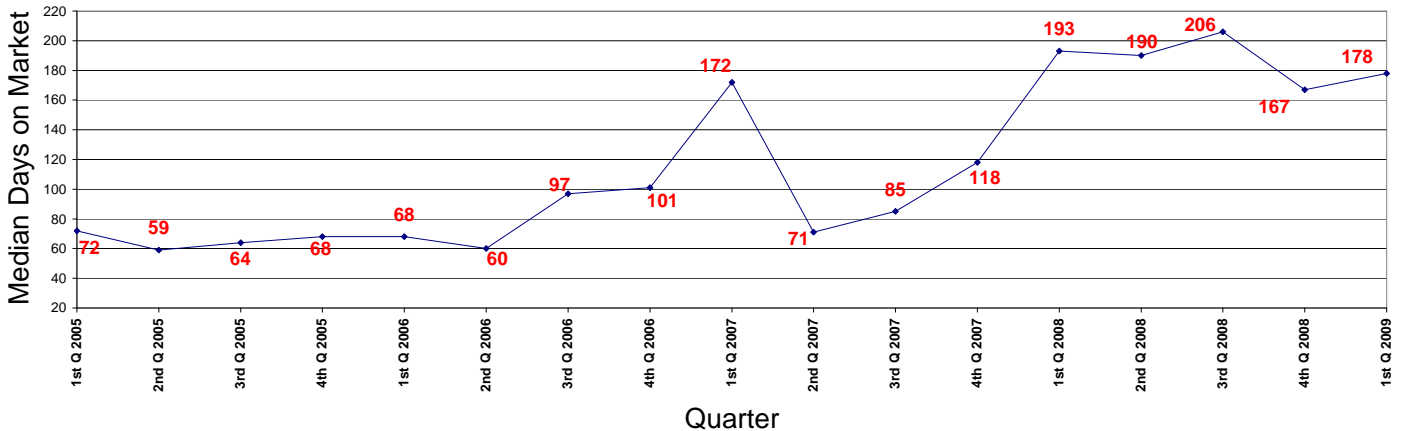
Total sold during 12 months prior to report date = 68 - Total currently listed = 203



From MLS for Sunriver area. Single family residential, not including condos, townhomes, manufactured homes and acreage. Data subject to change.

18

Sunriver area SFR - Days on Market for Sold Properties

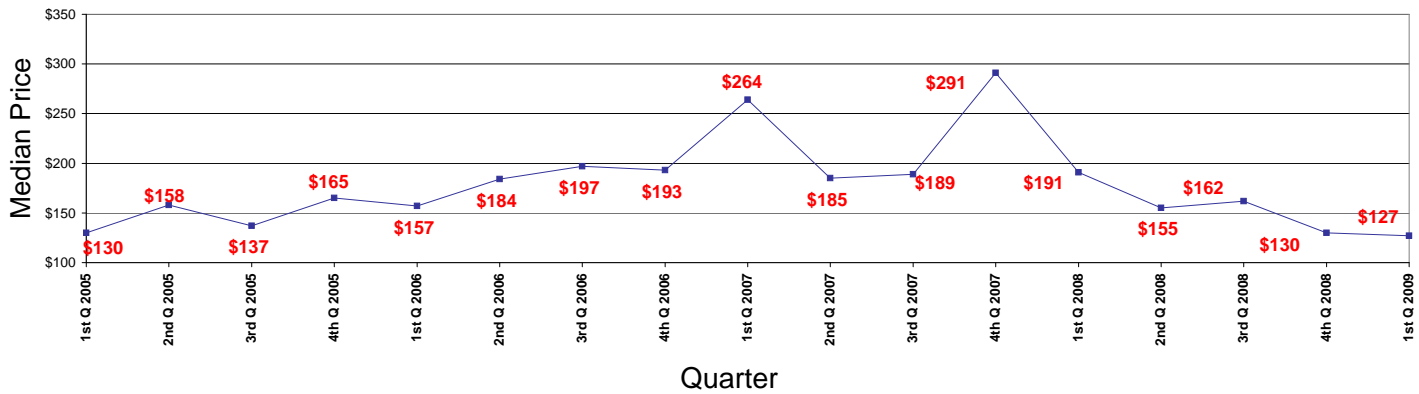


From MLS for Sunriver area. Single family residential, not including condos, townhomes, manufactured homes and acreage. Data subject to change.

19

LaPine area SFR - Median Price in THOUSANDS

Note: Median is the midpoint with half above and half below.



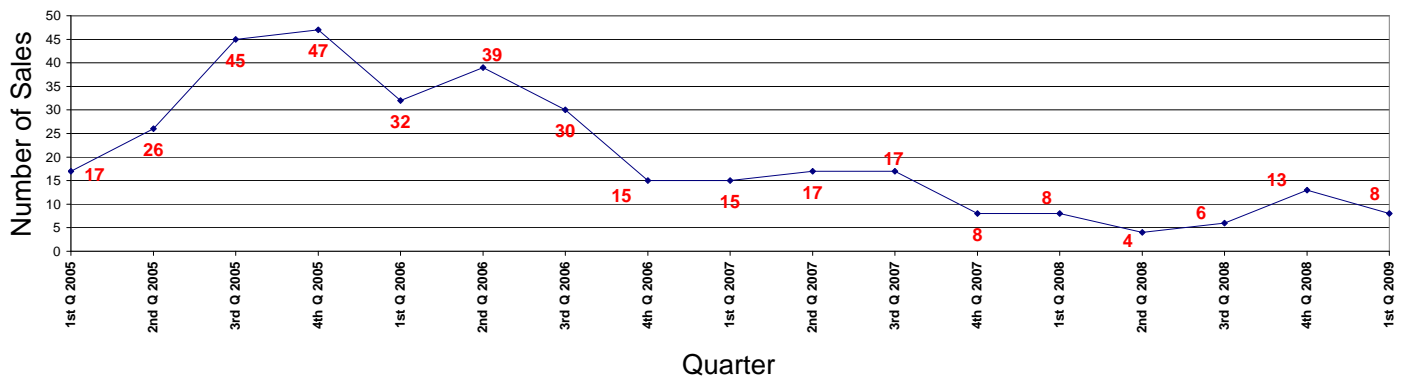
From MLS for LaPine area. Single family residential, not including condos, townhomes, manufactured homes and acreage. Data subject to change.

NOTE: Some changes in median price in the above graph may be due to the small number of data points instead of actual market changes.

20

LaPine area SFR - Number of Sales

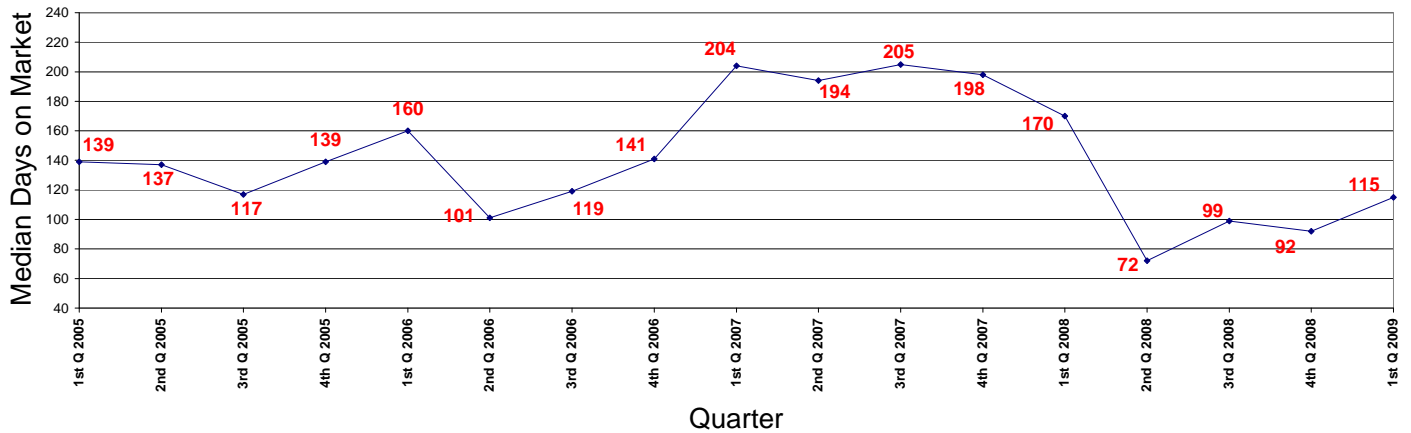
Total sold during 12 months prior to report date = 42 - Total currently listed = 54



From MLS for LaPine area. Single family residential, not including condos, townhomes, manufactured homes and acreage. Data subject to change.

21

LaPine area SFR - Days on Market for Sold Properties

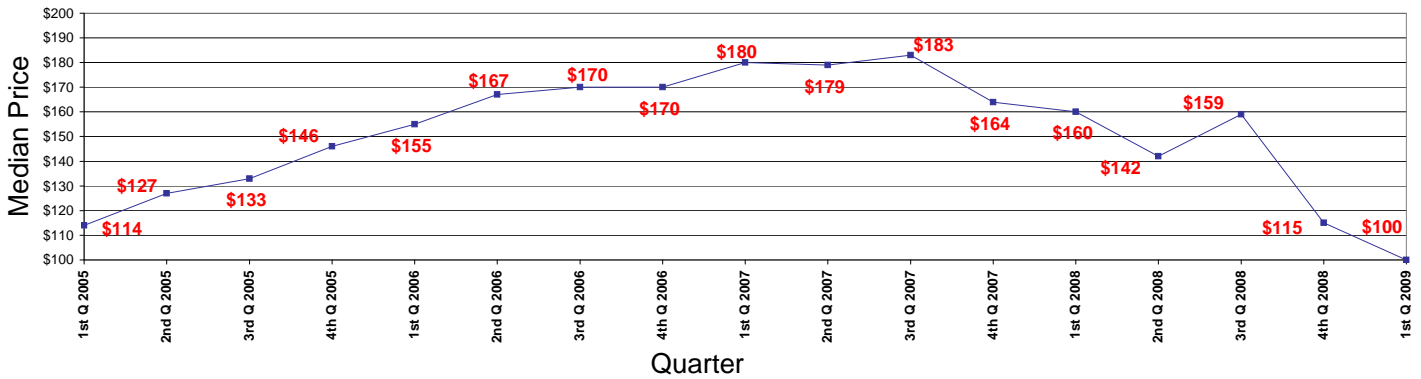


From MLS for LaPine area. Single family residential, not including condos, townhomes, manufactured homes and acreage. Data subject to change.

22

Jefferson County & Crooked River Ranch SFR - Median Price in THOUSANDS

Note: Median is the midpoint with half above and half below.



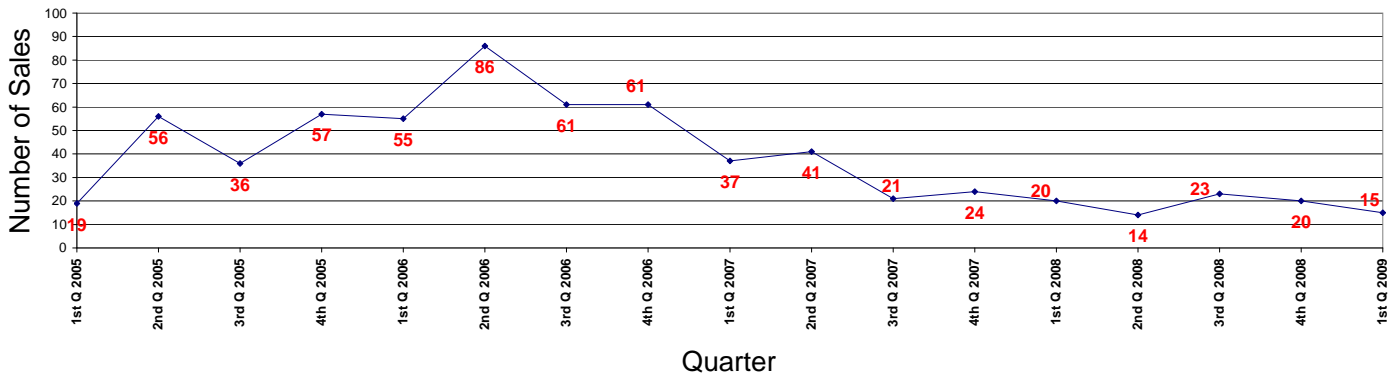
From MLS for Jefferson County & CRR areas. Single family residential, not including condos, townhomes, manufactured homes and acreage. Data subject to change.

NOTE: Some changes in median price in the above graph may be due to the small number of data points instead of actual market changes.

23

Jefferson County & Crooked River Ranch SFR - Number of Sales

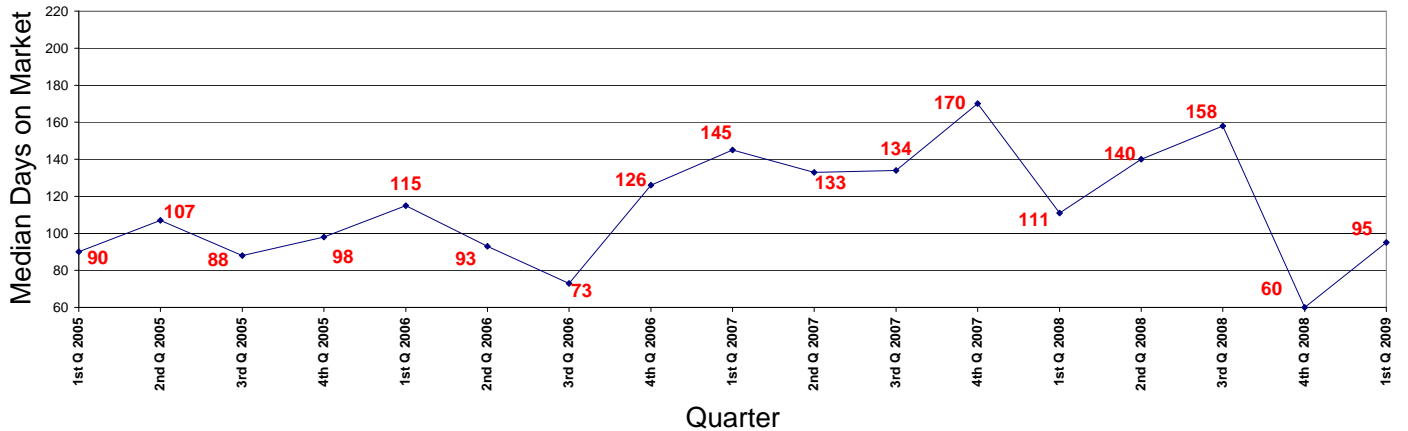
Total sold during 12 months prior to report date = 86 - Total currently listed = 105



From MLS for Jefferson County & CRR areas. Single family residential, not including condos, townhomes, manufactured homes and acreage. Data subject to change.

24

Jefferson County & Crooked River Ranch SFR - Days on Market for Sold Properties

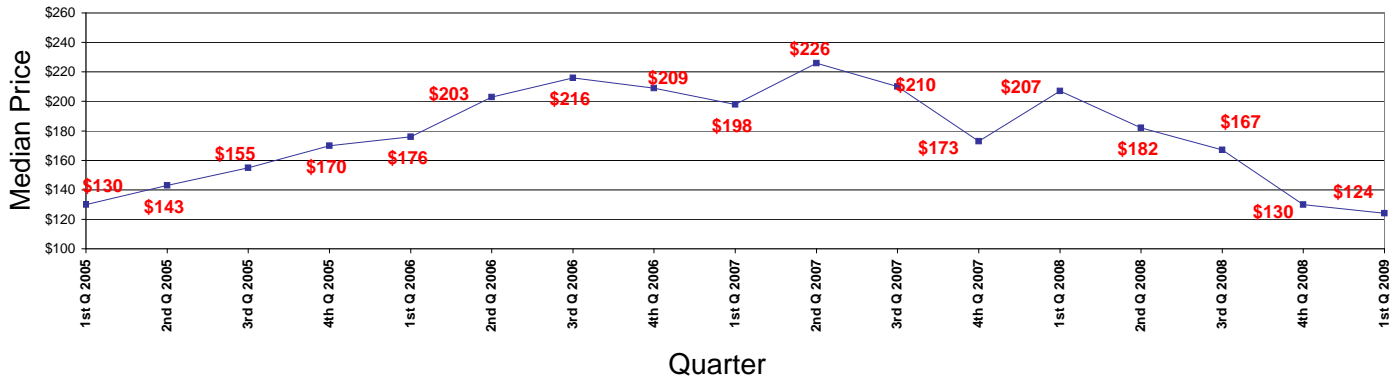


From MLS for Jefferson County & CRR areas. Single family residential, not including condos, townhomes, manufactured homes and acreage. Data subject to change.

25

Crook County SFR - Median Price in THOUSANDS

Note: Median is the midpoint with half above and half below.

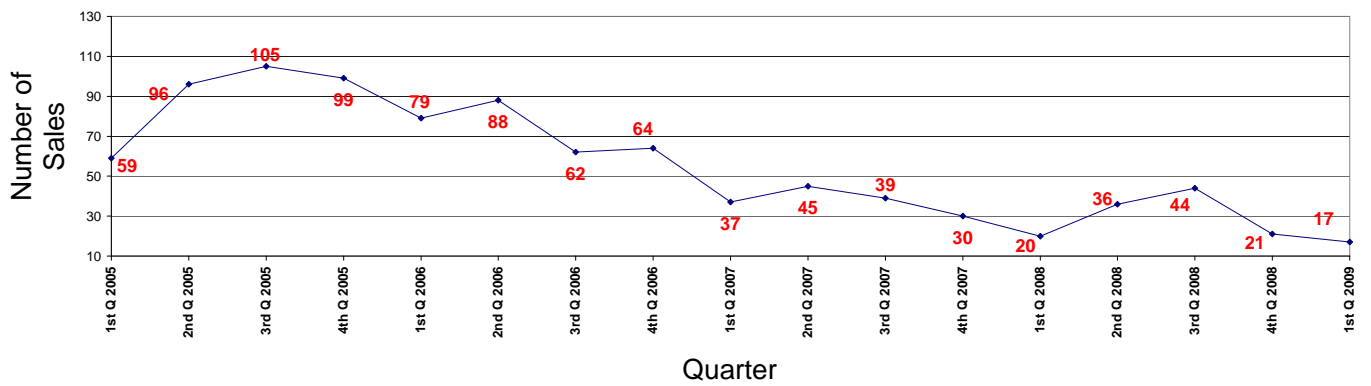


From MLS for Crook County area. Single family residential, not including condos, townhomes, manufactured homes and acreage. Data subject to change.

26

Crook County SFR - Number of Sales

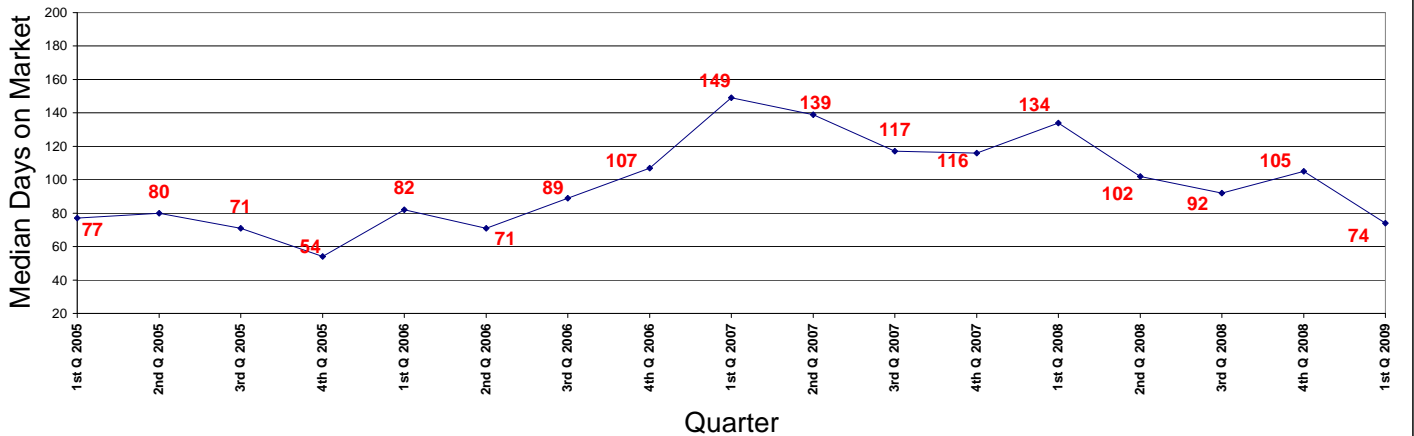
Total sold during 12 months prior to report date = 121 - Total currently listed = 218



From MLS for Crook County area. Single family residential, not including condos, townhomes, manufactured homes and acreage. Data subject to change.

27

Crook County SFR - Days on Market for Sold Properties



From MLS for Crook County area. Single family residential, not including condos, townhomes, manufactured homes and acreage. Data subject to change.